



US00D534216S

(12) **United States Design Patent** (10) **Patent No.:** **US D534,216 S**  
**Makower et al.** (45) **Date of Patent:** **\*\* Dec. 26, 2006**

(54) **ANATOMICAL MODEL AND DEMONSTRATION/TRAINING DEVICE**  
(75) Inventors: **Joshua Makower**, Los Altos, CA (US); **John H. Morriss**, Portola Valley, CA (US); **Robert N. Wood**, Indian Beach, NC (US); **John Y. Chang**, Mountain View, CA (US); **Greg Miller**, Livermore, CA (US)

(73) Assignee: **Acclarent, Inc.**, Menlo Park, CA (US)  
(\*\*) Term: **14 Years**

(21) Appl. No.: **29/239,016**

(22) Filed: **Sep. 23, 2005**

(51) **LOC (8) Cl.** ..... **19-07**

(52) **U.S. Cl.** ..... **D19/62**

(58) **Field of Classification Search** ..... D19/59-64;  
D9/624-626; D11/160; D21/385; 434/267,  
434/270-271

See application file for complete search history.

(56) **References Cited**

**U.S. PATENT DOCUMENTS**

3,009,265	A	*	11/1961	Bezark	.....	434/270
3,802,096	A	*	4/1974	Matern	.....	434/270
4,209,919	A	*	7/1980	Kirikae et al.	.....	434/270
4,596,528	A	*	6/1986	Lewis et al.	.....	434/270
5,090,910	A	*	2/1992	Narlo	.....	434/270
D413,629	S	*	9/1999	Wolff	.....	D19/62

**OTHER PUBLICATIONS**

SurgTrainer Product Information 2003, SurgTrainer, Ltd., Ibaraki, Japan.  
Sawbones Catalog 2001, Pacific Research Laboratories, Inc., Vashon, Washington 98070, U.S.A.  
Edmond et al., ENT Surgical Simulator, Nov. 1998.

\* cited by examiner

*Primary Examiner*—Robert A. Delehanty

*Assistant Examiner*—Mark Cavanna

(74) *Attorney, Agent, or Firm*—Robert D. Buyan; Stout, Uxa, Buyan & Mullins, LLP

(57) **CLAIM**

The ornamental design for the anatomical model and demonstration/training device, as shown.

**DESCRIPTION**

FIG. 1 is a right perspective view of an anatomical model and demonstration/training device showing our new invention;

FIG. 2 is a left perspective view thereof;

FIG. 3 is a right side view thereof;

FIG. 4 is a front view thereof;

FIG. 5 is a top plan view thereof;

FIG. 6 is a left side view thereof;

FIG. 7 is a rear view thereof; and,

FIG. 8 is a bottom view thereof.

**1 Claim, 3 Drawing Sheets**

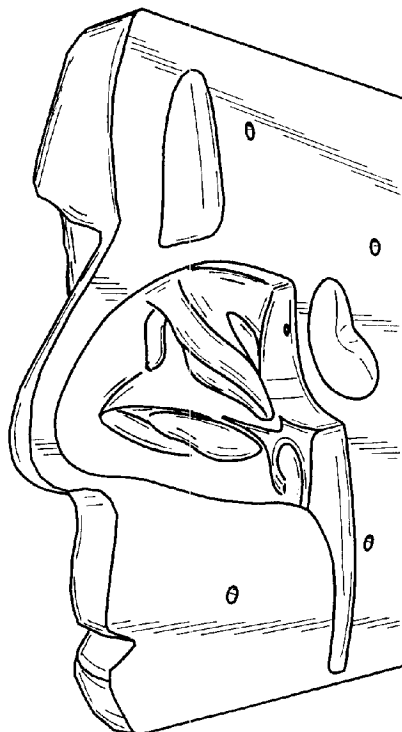


FIG. 1

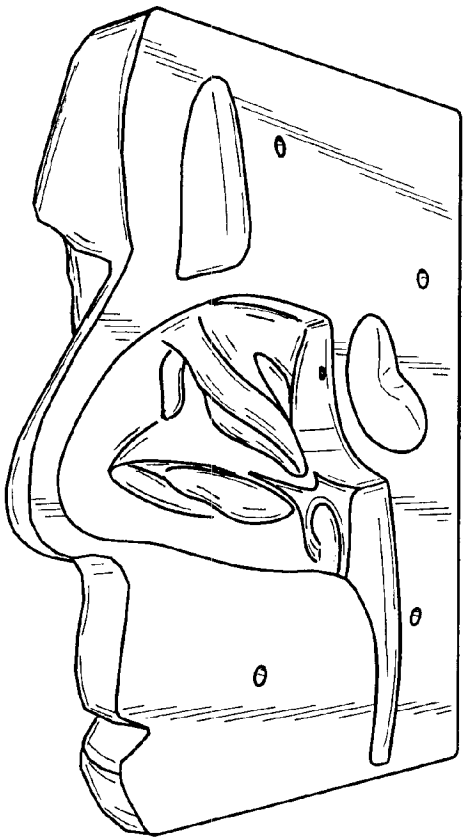
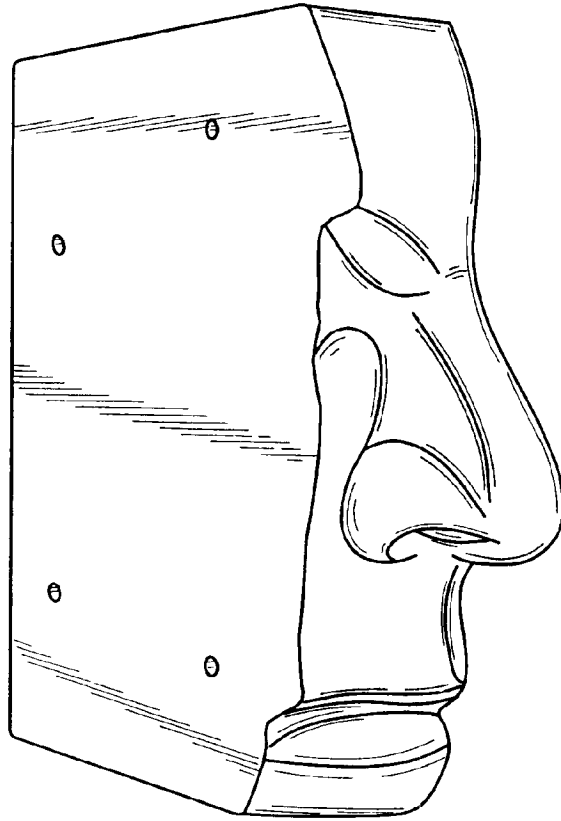


FIG. 2

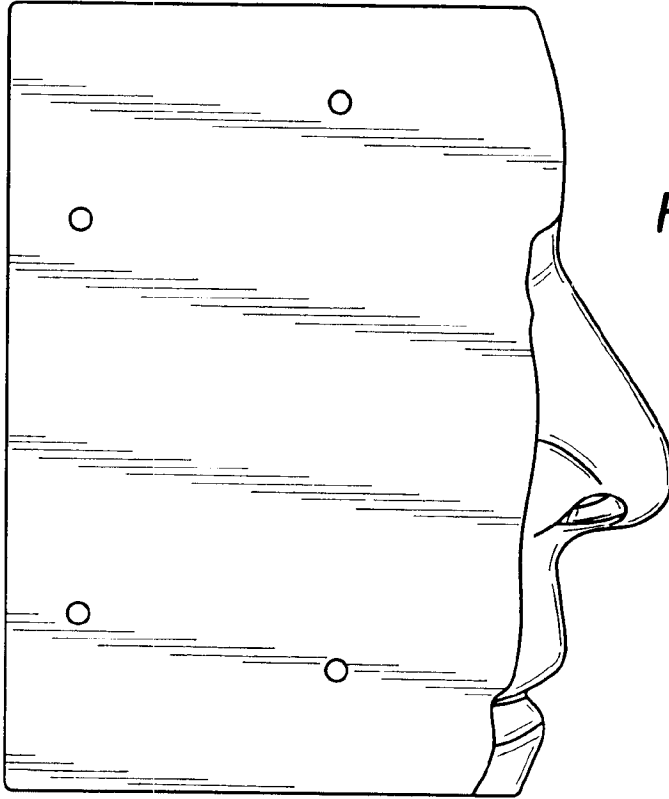


FIG. 3



FIG. 4

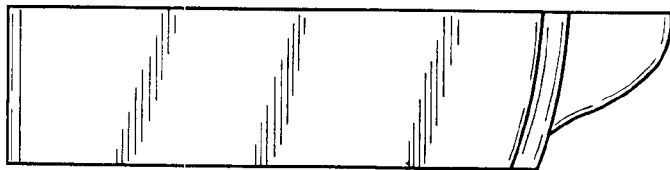


FIG. 5

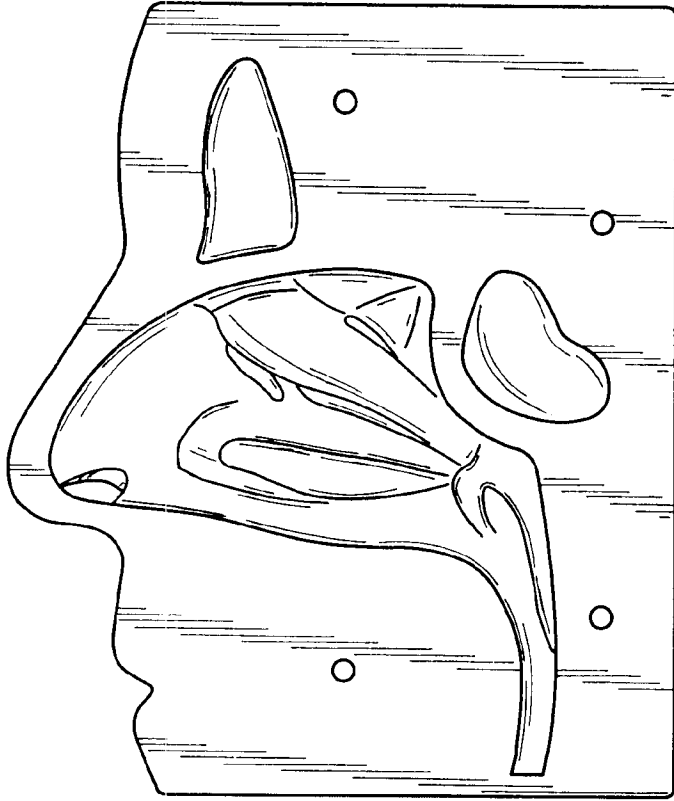


FIG. 6

FIG. 7





FIG. 8